


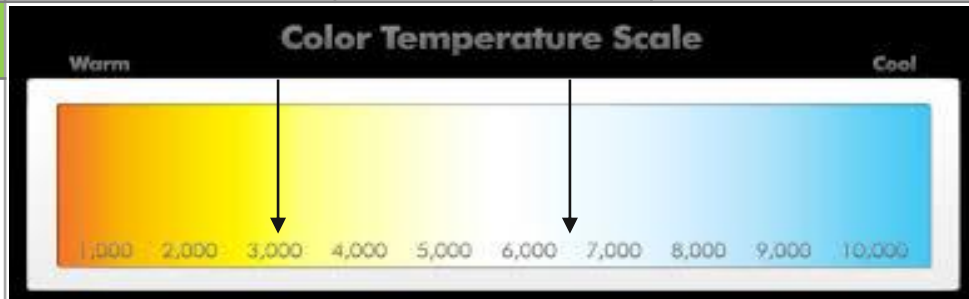
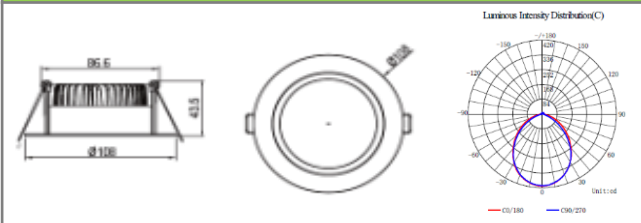


Dimmable LED Downlight

Features

Product Style	LED Downlight	Power Factor	> 0.90	  
LED Chip	San'an SMD	CRI	Ra >80	
Input Voltage	220 - 240V	LED Degradation	<30% after 50K hrs	
System Power	9W / 13W	Energy Saving rate	70 - 80%	
Colour Temperature	3000 - 6500K	Hole cut out size	72mm / 90mm	
Luminous Flux (LM)	650 / 915	IP Rating	40	
LED Efficiency	72.5 LM/W	Warranty	3 years	
Dimmable Driver	Yes (Trailing/Leading edge)	Finish	White, Gold, Brushed Aluminium	
Beam Angle	90°	Pre-wired driver	Yes	

Characteristics



*All pricing is finalised on a project to project basis