

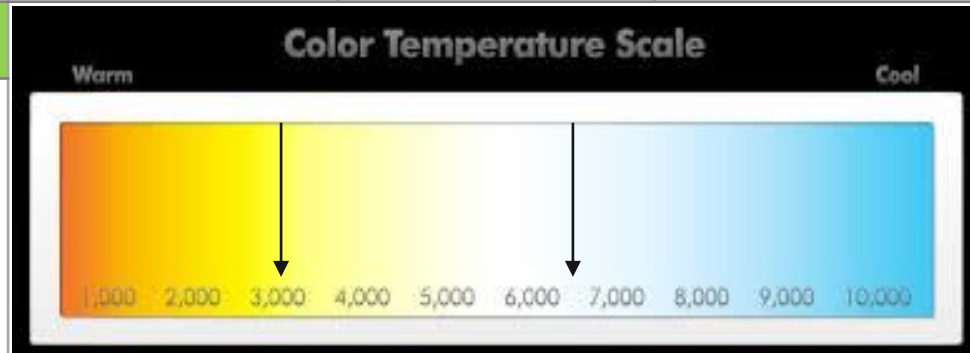
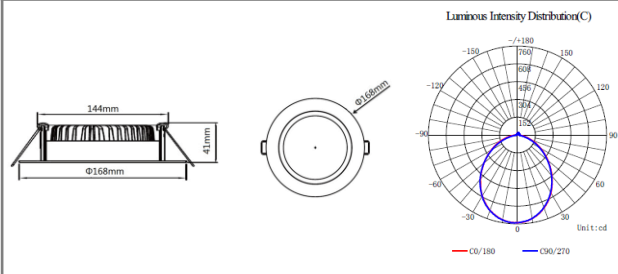


25W LED Shoplight

Features

Product Style	LED Shoplight	Power Factor	> 0.90	
LED Chip	San'an SMD	CRI	Ra >80	
Input Voltage	220-240V	LED Degradation	<30% after 50K hrs	
System Power	25W	Energy Saving rate	70 - 80%	
Colour Temperature	3000 - 6500K	Hole cut out size	155mm	
Luminous Flux (LM)	1850	IP Rating	40	
LED Efficiency	74 LM/W	Warranty	3 years	
Dimmable Driver	Optional	Finish	White, Gold, Brushed Aluminium	
Beam Angle	90°	Pre-wired driver	Yes	

Characteristics



*All pricing is finalised on a project to project basis