




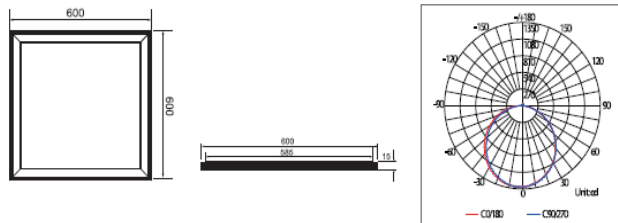
40W LED Panel Light

600mm x 600mm

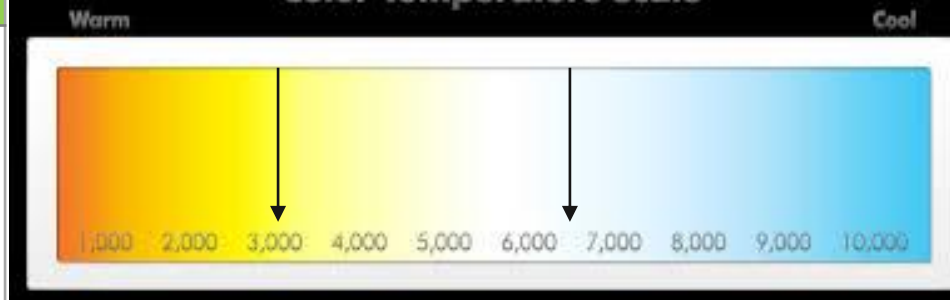
Features

Product Style	LED Panel Light	Power Factor	> 0.90	  
LED Chip	SMD 2835	CRI	Ra >80	
Input Voltage	220-240V	Dimension	595x595x15mm	
System Power	40W	Energy Saving rate	60- 70%	
Colour Temperature	3000 - 6500K	Suspension kit available	Yes	
Luminous Flux (LM)	3200	Pre-wired Driver	Yes	
LED Efficiency	85 LM/W	Warranty	3 years	
Dimmable Driver	Optional	LED Degradation	<30% after 50K hrs	
Beam Angle	120°	Certificates	SAA, CE, RoHS	

Characteristics



Color Temperature Scale



*All pricing is finalised on a project to project basis