




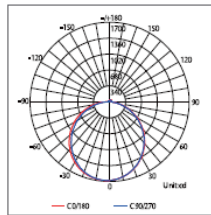
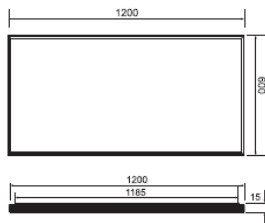
# 60W LED Panel Light

600mm x 1200mm

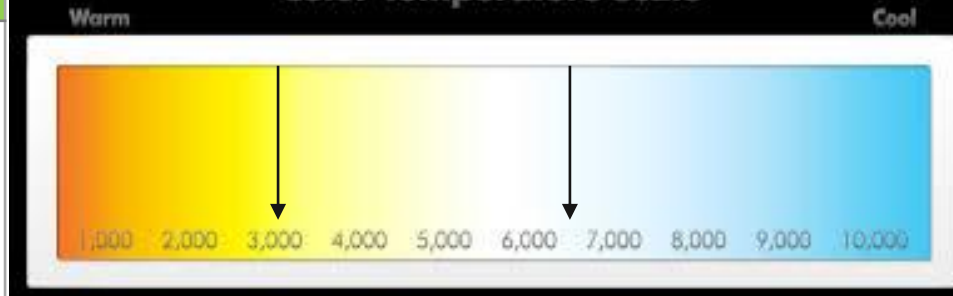
## Features

<b>Product Style</b>	LED Panel Light	<b>Power Factor</b>	> 0.90	  
<b>LED Chip</b>	SMD 2835	<b>CRI</b>	Ra >80	
<b>Input Voltage</b>	220-240V	<b>Dimension</b>	1195x595x15mm	
<b>System Power</b>	60W	<b>Energy Saving rate</b>	60 - 70%	
<b>Colour Temperature</b>	3000 - 6500K	<b>Suspension kit available</b>	Yes	
<b>Luminous Flux (LM)</b>	5100 - 5700	<b>Pre-wired Driver</b>	Yes	
<b>LED Efficiency</b>	85 LM/W	<b>Warranty</b>	3 years	
<b>Dimmable driver</b>	Optional	<b>LED Degradation</b>	<30% after 50K hrs	
<b>Beam Angle</b>	120°	<b>Certificates</b>	SAA, CE, RoHS	

## Characteristics



## Color Temperature Scale



\*All pricing is finalised on a project to project basis