

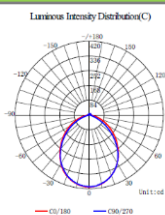
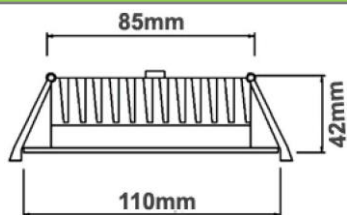
Dimmable CCT. Adjustable LED Downlight

Features


Product Style	LED Downlight	Power Factor	> 0.90
LED Chip	San'an SMD	CRI	Ra > 80
Input Voltage	220 - 240V	LED Degradation	<30% after 50K hrs
System Power	10W / 13W	Energy Saving rate	70 - 80%
Colour Temperature (Adjustable)	3000K (WW) 4000K (NW) 5500K (CW)	Finish	White, Gold, Brushed Aluminium
Luminous Flux (LM)	820-850 / 1050-1100	IP Rating	44
LED Efficiency	85 - 90 LM/W	Warranty	3 years
Dimmable Driver	Yes (Trailing/Leading)	Hole Cut Out Size	90mm
Beam Angle	120°	Pre-wired driver	Yes



Characteristics



Color Temperature Scale



*All pricing is finalised on a project to project basis